

# ArtStream

Written Instructional Guide



# “Sketchbook Design for kids”

*K- 2nd*

With Teaching Artists M. V. Moran and Monet Moran

# Lesson 4:

**Draw your favorite stuffed animal friend**

# Let's Start!

Drawing is fun!  
Drawing in your sketchbook  
The more you draw,  
the more fun!



# Grab your sketchbook and stuff animal!

Required Supplies:

- Sewing Machine


Recommended Supplies:

- Crayons, markers, colored pencils, all kinds of toys and stuffed animals



# Sketchbook Warm Up

Time to warm up!  
Draw circles and triangles, ovals,  
each shape a different color for  
each shape.



# Draw your favorite stuffed animal friend

Most stuffed animals are really a bunch of  
geometric shapes. Do you see squares, circles, triangles?  
Start drawing.  
Fill your drawing book with like many stuffed  
animals as you like.





# Mrs. Moran and Monet's Favorite stuffed animals


Here is a picture of Monet's favorite stuffed animal Mrs. Moran and her friends Sally and Pinky. Can you find the squares and triangles?






# A Drawing of Pink Bunny

Here is a drawing of Pink Bunny.  
(This drawing was made from pencil)



# Another Drawing of Pink Bunny

Here is another drawing of Pink Bunny.  
color drawing was made from markers and  
different art supplies used animals with




# A drawing of Sally

Here is a drawing of Sally  
This drawing was created by using a black



# Another drawing of Sally

Here is another drawing of Sally  
made with the same materials as the first  
one. You can see that it is a different  
drawing, but it is still Sally. Use your imagination!



# Thank you!

Please keep drawing everyday!

Content created by M. V. Moran  
mvmoran.com  
facebook.com/M.V.Moran.artist/

I hope you keep drawing  
everyday!

Thank you so much for joining  
me and Monet!