

ArtStream

Written Instructional Guide



Experimental Music


For 3 - 5 Grade Students

With Teaching Artist Kathie Hsieh

Lesson 4: Create your own Graphic Score


Introduction

- What is a graphic score?
 - A special way of representing music through the use of symbols that are different from “traditional notation”.
- Why do we use this type of notation?
 - Anyone can participate! You don't need formal training in traditional music notation
 - Allows for lots of interesting music to be written
- Today you will create your own graphic score and perform your own!



Materials

- For this lesson, you will need
 - Hard Surface
 - Blank Paper
 - Pencil
 - Coloring supplies
 - 3 household items as instruments:
 - Paper
 - Dried beans or rice
 - Pots or pans
- Optional:
 - Ruler or some sort of straight edge
 - Timer



Reflection Moment


- Take a minute to reflect upon your day so far.
 - What went well in your day today? What didn't go well?
 - How are you feeling?
- During this lesson, there will be no judgement and this is a safe place to explore and be creative! There are no wrong answers.

Prepare your score

- Take a blank sheet of paper and create a grid of 9 boxes.






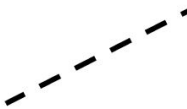
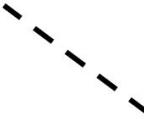





Creating your score!

- In each box, you will draw something:
 - It can be just a color
 - Shape or many shapes!
 - A picture
 - Lines
- Be creative! You can draw anything you would like.




Let's play your score!

- First, let's gather some instruments
 - You should have paper and silverware. Choose your own third "found instrument!"
- Let each box you draw inspire how you will improvise.
- To the right is a chart are some examples of how you can be inspired by what you drew.

	Raise your pitch		Lower your pitch
	Sing one note		Sing up and down
	Sing random short notes		Sing short notes, pitch up
	Sing short notes, pitch down		Sing short notes, same pitch
	Loud volume		Soft volume
	Loud sound		Soft sound

Let's play your score!

- First, let's gather some instruments
 - You should have paper, pots/pans, and dried beans & rice.
- Start from the top left box and move one box at a time to the right.
 - You can perform each box for however long you would like.
 - Set a timer for 5 minute timer and perform the piece within 5 minutes



Thank you!

- Create more graphic scores and share it with your friends and family! Together you all can perform graphic scores.